


# ENVIRONMENTAL PRODUCT DECLARATION

as per ISO 14025 and EN 15804+A1

Owner of the Declaration	<b>Sika Deutschland GmbH</b>
Programme holder	Institut Bauen und Umwelt e.V. (IBU)
Publisher	Institut Bauen und Umwelt e.V. (IBU)
Declaration number	EPD-SIK-20190170-IBA1-EN
ECO EPD Ref. No.	ECO-00001186
Issue date	24.04.2020
Valid to	23.04.2025

**Sarnafil® TG 76 Felt PS**  
**Sika Deutschland GmbH**

[www.ibu-epd.com](http://www.ibu-epd.com) | <https://epd-online.com>



## 1. General Information

### Sika Deutschland GmbH

#### Programme holder

IBU – Institut Bauen und Umwelt e.V.  
Panoramastr. 1  
10178 Berlin  
Germany

#### Declaration number

EPD-SIK-20190170-IBA1-EN

#### This declaration is based on the product category rules:

Plastic and elastomer roofing and sealing sheet systems, 07.2014  
(PCR checked and approved by the SVR)

#### Issue date


24.04.2020

#### Valid to

23.04.2025



Dipl. Ing. Hans Peters  
(chairman of Institut Bauen und Umwelt e.V.)



Dr. Alexander Röder  
(Managing Director Institut Bauen und Umwelt e.V.)

### Sarnafil® TG 76 Felt PS

#### Owner of the declaration

Sika Deutschland GmbH  
Kornwestheimer Straße 103-107  
70439 Stuttgart  
Germany

#### Declared product / declared unit

1 m<sup>2</sup> Sarnafil® TG 76 Felt PS polymeric waterproofing membrane

#### Scope:

This document applies to Sarnafil® TG 76 Felt PS polymeric waterproofing membrane in thicknesses of 1.5, 1.8 and 2.0 mm manufactured by Sika Services AG in CH-6060 Sarnen (Switzerland).

The EPD covers the production of the waterproofing membrane, transport of the product to the construction site, installation of the waterproofing membrane, disposal, as well as benefits and loads outside the system limits. The model was calculated on the basis of production data for the thickness 2.0 mm provided by Sika Services AG from the year 2018.

The owner of the declaration shall be liable for the underlying information and evidence; the IBU shall not be liable with respect to manufacturer information, life cycle assessment data and evidences.

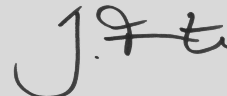
The EPD was created according to the specifications of *EN 15804+A1*. In the following, the standard will be simplified as *EN 15804*.

#### Verification

The standard *EN 15804* serves as the core PCR

Independent verification of the declaration and data according to *ISO 14025:2010*

internally  externally



Juliane Franze  
(Independent verifier)

## 2. Product

### 2.1 Information about the enterprise

Sika's core competencies in sealing, gluing, damping, reinforcing and protecting supporting structures offer a wide range of possible uses in the construction sector.

### 2.2 Product description/Product definition

Sarnafil® TG 76 Felt PS polymeric waterproofing membrane is made of flexible polyolefin (FPO) and is treated with flame retardant and stabilizers against UV radiation and backed with a glass-polyester nonwoven mat (felt). A glass nonwoven inlay is encapsulated within the sheet. The glass-polyester felt backing serves as a bonding and leveling layer for adhered application over insulation layers consisting of expanded polystyrene (EPS) or polyurethane (PU).

Sarnafil® TG 76 Felt PS polymeric waterproofing membrane is available in the following thicknesses: 1.5 mm (TG 76-15 Felt PS), 1.8 mm (TG 76-18 Felt PS) and 2.0 mm (TG 76-20 Felt PS).

For the placement on the market of the product in the EU/EFTA (with the exception of Switzerland) is subject to *Regulation (EU) No. 305/2011 (CPR)*. The product requires a Declaration of Performance in accordance with *EN 13956:2012*, Flexible sheets for waterproofing, and the CE marking. Application is subject to the respective national provisions, in Germany the Application Standard *DIN SPEC 20000-201*.

### 2.3 Application

Sarnafil® TG 76 Felt PS polymeric waterproofing membrane is used chiefly to seal flat roofs. The roofing

sheets can be fully adhered to unballasted roofs with a pitch up to < 20°. The manufacturer recommends the use of the Sika adhesive Sarnacol® 2142 S for adhered application of the membrane. Application on roofs with gravel ballast or in green roof systems is also possible.

## 2.4 Technical Data

### Building material data

Name	Value	Unit
Waterproof as per EN 1928	passed	-
Tensile strain performance as per EN 12311-2	≥ 2	%
Peel resistance of the seam joint as per EN 12316-2	≥ 300	N/50mm
Shear resistance of the seam joint as per EN 12317-2	≥ 300	N/50mm
Shear resistance of joint as per EN 12317-2; DIN SPEC 20000-201	Tear outside joint	-
Tear propagation resistance as per EN 12310-2	no requirement	N
Artificial ageing as per EN 1297	passed (>5,000 hrs.)	-
Dimensional stability as per EN 1107-2	≤ 0.2 to ≤ 0.1	%
Folding in the cold as per EN 495-5	≤ -30	°C
Bitumen compatibility as per EN 1548	passed	-
Resistance to root penetration (for green roofs) as per EN 13948 or FLL method	FLL passed	-

Performance data of the product in accordance with the Declaration of Performance with respect to its essential characteristics in accordance with *EN 13956:2012*, Flexible sheets for waterproofing.

### 2.5 Delivery status

The product is delivered in various sizes, depending on the material thickness, on pallets of 14 rolls:

- Sarnafil® TG 76-15 Felt PS: 20 m x 2 m
- Sarnafil® TG 76-18 Felt PS: 15 m x 2 m
- Sarnafil® TG 76-20 Felt PS: 15 m x 2 m

### 2.6 Base materials/Ancillary materials

The raw materials and additives of Sarnafil® TG 76 Felt PS polymeric waterproofing membrane can be given as follows:

- Thermoplastic polyolefins: 40–60 %
- Stabilizers (UV / heat): 0,5–1 %
- Flame retardant (inorganic): 20–30 %
- Carrier material (glass nonwoven): 1–5 %
- Felt (polyester): 10–20 %
- Pigment: 2–5 %

The product/material/at least one sub-product contains substances on the *Candidate List* (date 03.12.2018) exceeding 0.1 mass-%: no

The product/material/at least one sub-product contains further CMR substances (cancerogenic mutagenic reprotoxic) of Category 1A or 1B that do not appear on the *Candidate List* in excess of 0.1 mass-% in at least one sub-product: no

Biocidal products have been added to the presented construction product or the product has been treated with biocidal products (the product is a treated product as defined by *Biocidal Products Regulation (EU) No. 528/2012*): no

### 2.7 Manufacture

Sarnafil® TG 76 Felt PS polymeric waterproofing sheets are manufactured on production lines developed in-house in the following stages:

- Melting of the polymeric components and additives in extruders
- Dispersing of the molten materials
- Coating of the carrier or the reinforcing in layers, producing homogenous encapsulation
- Application of felt backing
- Cooling of the polymeric waterproofing sheet
- Winding of the sheets onto cardboard spools made of recycled paper
- Individually wrapping each roll

The quality management system of the Sarnen plant has been *ISO 9001* certified since 1993.

### 2.8 Environment and health during manufacturing

The environmental management system of the Sarnen plant is *ISO 14001* certified.

### 2.9 Product processing/Installation

Sarnafil® TG 76 Felt PS polymeric waterproofing membrane is adhered to unballasted roofs with a pitch up to < 20°. It is also suitable on roofs with gravel ballast and in green roof systems. The individual sheets are joined by means of hot-air welding. Use of the Sika adhesive Sarnacol® 2142 S is recommended for adhered application.

As a rule, the latest product data sheet for each product (available at [www.sika.com](http://www.sika.com)) is to be observed.

### 2.10 Packaging

The rolls of polymeric waterproofing membrane are individually wrapped in polyethylene (PE) foil and shipped on pallets. The spools are cardboard made from recycled paper. The packing materials can be sorted and collected for recycling.

### 2.11 Condition of use

Based on the external study *Durability of Sarnafil® T Polymeric Waterproofing Membranes* from 2014, one can reasonably expect the condition and material composition of Sarnafil® TG 76 Felt PS polymeric waterproofing membrane to remain unchanged throughout the service life, given professional installation and proper use and maintenance.



## 2.12 Environment and health during use

The product contains no substances that are released during normal use. Neither the environment nor the health of users is negatively influenced during the service life. No environmental emissions are known to occur.

## 2.13 Reference service life

The reference service life of Sarnafil® TG 76 Felt PS polymeric waterproofing membrane is at least 50 years.

According to the study *Durability of Sarnafil® T Polymeric Waterproofing Membranes* from 2014, experience to date with Sarnafil® polymeric waterproofing membranes indicates that a service life of over 50 years can be expected, provided the standard requirements and the application and maintenance recommendations are observed.

This conclusion reflects the high resistance to weathering and ageing of the product when properly used.

## 2.14 Extraordinary effects

### Fire

Sarnafil® TG 76 Felt PS polymeric waterproofing membrane is classified in Construction Material Class E, as defined by *EN 13501-1*.

### Fire resistance

Name	Value
Building material class	E
Burning droplets	-
Smoke gas development	-

### Water

No environmental impact is known due to water exposure of installed Sarnafil® TG 76 Felt PS polymeric waterproofing membrane.

### Mechanical destruction

Sarnafil® TG 76 Felt PS polymeric waterproofing membrane possesses good mechanical strength and is highly robust. No environmental impact is known to result from unexpected mechanical damage.

Based on the study *Durability of Sarnafil® T Polymeric Waterproofing Membranes* from 2014, no significant change in the mechanical properties of the roofing membrane is to be expected even after 25 years.

## 2.15 Re-use phase

It is not possible to separate adhered Sarnafil® TG 76 Felt PS membrane into its component parts after the service life of the roof has expired. Therefore, after roof replacement or at the end of the service life, the material should be incinerated for its calorific value.

## 2.16 Disposal

Because it is not possible to separate adhered Sarnafil® TG 76 Felt PS membrane into its component parts due to the adhesive bonded to the backing, the material should be used for thermal energy recovery.

Sarnafil® TG 76 Felt PS polymeric waterproofing can be classified under Waste Code 170213 of the *European Waste Catalogue*.

## 2.17 Further information

More information about the company and its products is available in the internet at [www.sika.com](http://www.sika.com).

## 3. LCA: Calculation rules

### 3.1 Declared Unit

This declaration applies to 1 m<sup>2</sup> of installed Sarnafil® TG 76 Felt PS polymeric waterproofing membrane, thickness 2.0 mm.

A formula is given in Chapter 5 for independent calculation of the values for other thicknesses.

### Declared unit

Name	Value	Unit
Declared unit	1	m <sup>2</sup>
Grammage	2.35	kg/m <sup>2</sup>
Type of sealing	hot-air weld	-
Conversion factor to 1 kg	0.42553	-
Layer thickness	-	m

### 3.2 System boundary

Type of EPD: Cradle to gate with options

The system boundaries of the EPD follow the modular construction system as described by *EN 15804*. The LCA takes into account the following modules:

- A1-A3: Extraction, processing and transport of raw materials (e.g. polymers, pigments,

processing aids, stabilizers, fillers, flame retardants and carrier materials) used for the production of intermediate products and the waterproofing membrane and the packaging materials used to package the waterproofing membranes, such as wooden pallets, cardboard and PE film, for transport to the plant. Waste processing of production waste (edge trim), which occurs during the production of the waterproofing membrane.

- A4: Transport of the waterproofing membrane to the building site
- A5: Installation of the waterproofing membrane into the building by means of hot-air welding (including welding energy and water consumption), disposal or recycling of packaging, and waterproofing membrane scraps
- C1: Manual deconstruction and removal of the waterproofing membrane (recovery)
- C2: Transport of the recovered waterproofing membrane to waste-processing facility
- C3: Processing of the recovered waterproofing membrane by thermal energy recovery

- C4: Disposal of the recovered waterproofing membrane in landfill
- D: Benefits for reuse, recovery and/or recycling (through thermal energy recovery, recycling of the recovered waterproofing membrane and reuse of the wooden pallets)

### 3.3 Estimates and assumptions

Various stabilizers and pigments were valued with a general chemical data set (conservative approach). The percentage by mass is < 1 %.

### 3.4 Cut-off criteria

All data was taken into account (recipe constituents, thermal energy used, electricity used). Loads due to transport were taken into account for all inputs and outputs. The manufacture of the production machines and systems and the associated infrastructure were not taken into account in the LCA.

### 3.5 Background data

The underlying data were extracted from the databases of *GaBi 9* software and *ecoinvent Version 3.4*.

### 3.6 Data quality

Considering the chronological, geographic and technical aspects as well as the completeness and plausibility, the overall quality of the data is assessed as good. The primary data for assessing the production processes originate from the year 2018 and were collected directly at the plant. All background data sets are more recent than 10 years.

### 3.7 Period under review

The period of study is the year 2018 (1 January – 31 December 2018).

### 3.8 Allocation

Mass allocation was applied for production.

Production waste that was recovered and reused internally was simulated as closed-loop recycling in Modules A1-A3, including the energy reclaimed through thermal energy recovery. The material for the manufacture of the product and the production waste have the same quality.

Regarding thermal energy recovery of production waste, benefits for electricity and thermal energy were calculated input-specifically, taking into account the elementary composition and the calorific value.

Benefits for the disposal of packaging, scrap and roofing membrane are credited in Module D. This also applies to the reuse of wooden pallets.

### 3.9 Comparability

Basically, a comparison or an evaluation of EPD data is only possible if all the data sets to be compared were created according to *EN 15804* and the building context, respectively the product-specific characteristics of performance, are taken into account.

The underlying data were extracted from the databases of *GaBi 9* software and *ecoinvent Version 3.4*.

## 4. LCA: Scenarios and additional technical information

The following technical information serves as a basis for the declared modules or can be used for the development of specific scenarios in the context of a building assessment.

#### Transport to the building site (A4)

Name	Value	Unit
Litres of fuel	0.0066	l/100km
Transport distance	600	km
Capacity utilization	85	%
Gross density of products transported	1182	kg/m <sup>3</sup>
Capacity utilisation volume factor	100	%

#### Installation into the building (A5)

Name	Value	Unit
Electricity consumption	0.016	kWh/m <sup>2</sup>
Installation losses (membrane scrap)	2	%
Overlaps (membrane joints)	6	%

#### End-of-life stage (C1-C4)

Name	Value	Unit
For thermal energy recovery	100	%
Transport to energy recovery facility	50	km

## 5. LCA: Results

The results displayed below apply to Sarnafil® TG 76-20 Felt PS. To calculate results for other thicknesses, please use this formula:

$$I_x = ((x+0.97)/2.97) I_{2.0}$$

[I<sub>x</sub> = the unknown parameter value for Sarnafil® TG 76 Felt PS products with a thickness of "x" mm (e.g. 1.5mm)]

### DESCRIPTION OF THE SYSTEM BOUNDARY (X = INCLUDED IN LCA; MND = MODULE NOT DECLARED; MNR = MODULE NOT RELEVANT)

PRODUCT STAGE			CONSTRUCTION PROCESS STAGE		USE STAGE							END OF LIFE STAGE				BENEFITS AND LOADS BEYOND THE SYSTEM BOUNDARIES
Raw material supply	Transport	Manufacturing	Transport from the gate to the site	Assembly	Use	Maintenance	Repair	Replacement	Refurbishment	Operational energy use	Operational water use	De-construction demolition	Transport	Waste processing	Disposal	Reuse-Recovery-Recycling-potential
A1	A2	A3	A4	A5	B1	B2	B3	B4	B5	B6	B7	C1	C2	C3	C4	D
X	X	X	X	X	MND	MND	MNR	MNR	MNR	MND	MND	X	X	X	X	X

### RESULTS OF THE LCA - ENVIRONMENTAL IMPACT according to EN 15804+A1: 1 m<sup>2</sup> waterproofing membrane

Parameter	Unit	A1-A3	A4	A5	C1	C2	C3	C4	D
GWP	[kg CO <sub>2</sub> -Eq.]	3.48E+0	1.06E-1	5.05E-1	0.00E+0	8.93E-3	7.64E+0	0.00E+0	-2.76E+0
ODP	[kg CFC11-Eq.]	6.18E-9	3.61E-17	4.94E-10	0.00E+0	1.47E-18	7.09E-16	0.00E+0	-2.40E-9
AP	[kg SO <sub>2</sub> -Eq.]	9.72E-3	2.34E-4	8.32E-4	0.00E+0	2.08E-5	4.92E-4	0.00E+0	-3.90E-3
EP	[kg (PO <sub>4</sub> ) <sup>3</sup> -Eq.]	1.15E-3	5.85E-5	1.03E-4	0.00E+0	5.20E-6	1.04E-4	0.00E+0	-4.18E-4
POCP	[kg ethene-Eq.]	1.00E-3	-8.32E-5	7.53E-5	0.00E+0	-6.94E-6	5.04E-5	0.00E+0	-4.17E-4
ADPE	[kg Sb-Eq.]	1.88E-5	1.00E-8	1.51E-6	0.00E+0	6.87E-10	4.18E-8	0.00E+0	-7.44E-7
ADPF	[MJ]	1.09E+2	1.41E+0	8.98E+0	0.00E+0	1.21E-1	8.02E-1	0.00E+0	-4.00E+1

Caption: GWP = Global warming potential; ODP = Depletion potential of the stratospheric ozone layer; AP = Acidification potential of land and water; EP = Eutrophication potential; POCP = Formation potential of tropospheric ozone photochemical oxidants; ADPE = Abiotic depletion potential for non-fossil resources; ADPF = Abiotic depletion potential for fossil resources

### RESULTS OF THE LCA - INDICATORS TO DESCRIBE RESOURCE USE according to EN 15804+A1: 1 m<sup>2</sup> waterproofing membrane

Parameter	Unit	A1-A3	A4	A5	C1	C2	C3	C4	D
PERE	[MJ]	9.22E+0	8.62E-2	1.13E+0	0.00E+0	7.04E-3	1.70E-1	0.00E+0	-1.78E+1
PERM	[MJ]	1.99E+0	0.00E+0	-1.59E-1	0.00E+0	0.00E+0	0.00E+0	0.00E+0	0.00E+0
PERT	[MJ]	1.12E+1	8.62E-2	9.71E-1	0.00E+0	7.04E-3	1.70E-1	0.00E+0	-1.78E+1
PENRE	[MJ]	5.21E+1	1.42E+0	4.46E+0	0.00E+0	1.21E-1	6.83E+1	0.00E+0	-5.72E+1
PENRM	[MJ]	6.37E+1	0.00E+0	5.07E+0	0.00E+0	0.00E+0	-6.74E+1	0.00E+0	0.00E+0
PENRT	[MJ]	1.16E+2	1.42E+0	9.53E+0	0.00E+0	1.21E-1	9.57E-1	0.00E+0	-5.72E+1
SM	[kg]	5.69E-2	0.00E+0	4.55E-3	0.00E+0	0.00E+0	0.00E+0	0.00E+0	0.00E+0
RSF	[MJ]	1.94E-21	0.00E+0	1.56E-22	0.00E+0	0.00E+0	0.00E+0	0.00E+0	0.00E+0
NRSF	[MJ]	2.29E-20	0.00E+0	1.83E-21	0.00E+0	0.00E+0	0.00E+0	0.00E+0	0.00E+0
FW	[m <sup>3</sup> ]	1.91E-2	9.91E-5	2.05E-3	0.00E+0	1.19E-5	1.65E-2	0.00E+0	-1.86E-2

Caption: PERE = Use of renewable primary energy excluding renewable primary energy resources used as raw materials; PERM = Use of renewable primary energy resources used as raw materials; PERT = Total use of renewable primary energy resources; PENRE = Use of non-renewable primary energy excluding non-renewable primary energy resources used as raw materials; PENRM = Use of non-renewable primary energy resources used as raw materials; PENRT = Total use of non-renewable primary energy resources; SM = Use of secondary material; RSF = Use of renewable secondary fuels; NRSF = Use of non-renewable secondary fuels; FW = Use of net fresh water

### RESULTS OF THE LCA – WASTE CATEGORIES AND OUTPUT FLOWS according to EN 15804+A1: 1 m<sup>2</sup> waterproofing membrane

Parameter	Unit	A1-A3	A4	A5	C1	C2	C3	C4	D
HWD	[kg]	2.43E-6	8.06E-8	2.01E-7	0.00E+0	6.78E-9	7.62E-10	0.00E+0	-2.47E-8
NHWD	[kg]	5.12E-1	9.54E-5	4.30E-2	0.00E+0	9.86E-6	3.03E-2	0.00E+0	-3.94E-2
RWD	[kg]	2.53E-3	1.69E-6	2.15E-4	0.00E+0	1.65E-7	6.13E-5	0.00E+0	-6.66E-3
CRU	[kg]	0.00E+0	0.00E+0	0.00E+0	0.00E+0	0.00E+0	0.00E+0	0.00E+0	0.00E+0
MFR	[kg]	0.00E+0	0.00E+0	0.00E+0	0.00E+0	0.00E+0	0.00E+0	0.00E+0	0.00E+0
MER	[kg]	0.00E+0	0.00E+0	0.00E+0	0.00E+0	0.00E+0	0.00E+0	0.00E+0	0.00E+0
EEE	[MJ]	0.00E+0	0.00E+0	4.11E-1	0.00E+0	0.00E+0	1.67E+1	0.00E+0	0.00E+0
EET	[MJ]	0.00E+0	0.00E+0	7.33E-1	0.00E+0	0.00E+0	2.97E+1	0.00E+0	0.00E+0

Caption: HWD = Hazardous waste disposed; NHWD = Non-hazardous waste disposed; RWD = Radioactive waste disposed; CRU = Components for re-use; MFR = Materials for recycling; MER = Materials for energy recovery; EEE = Exported electrical energy; EEE = Exported thermal energy

## 6. LCA: Interpretation

The following chart shows the relative contributions of the different modules to the various LCA categories and to primary energy use in a dominance analysis.

The Global Warming Potential (GWP) is impacted mainly by greenhouse gases emitted from thermal energy recovery (C3). The product stage (Modules A1-A3) has by far the greatest impact on the all other indicators. For this reason, this stage is examined more closely in the following interpretation.

### Indicators of the inventory analysis:

Due to electricity use, pre-product manufacturing (52 %), packaging (26 %) and the manufacturing process (22 %) account for most of the use of renewable primary energy resources (PERT). The manufacturing of polymers in the product stage has the greatest impact (81 %) of raw materials on the use of nonrenewable primary energy resources (PENRT), whereas the impact of the production process amounts to 5 %.

### Indicators of the impact assessment:

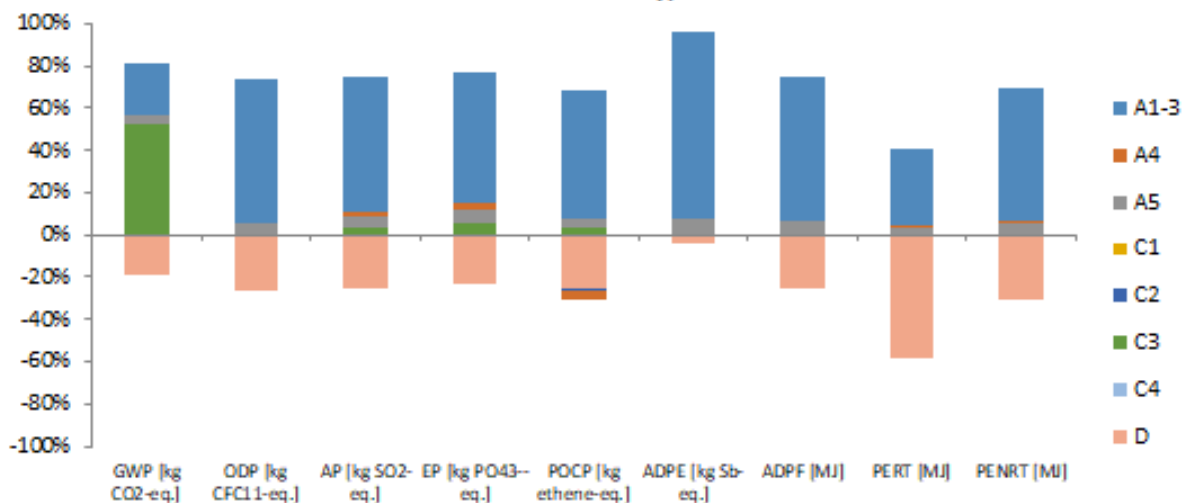
The dominant influence of pre-product manufacturing is apparent in all impact categories, except for Depletion Potential of the Stratospheric Ozone layer (ODP), with at least 87 % of the impact in each

category attributed to raw materials. Within pre-product manufacturing, polymers play an important role regarding GWP (65 %), Acidification Potential of soil and water (AP) (43 %), Eutrophication Potential (EP) (49 %), Formation Potential of Tropospheric Ozone (POCP) (63 %) and Abiotic Depletion Potential for fossil fuels (ADPF) (81 %). The felt backing layer significantly impacts GWP (19 %), EP (18 %), AP (23 %) and Abiotic Depletion Potential for non-fossil resources (ADPE) (68 %). The flame retardant significantly impacts GWP (6 %), AP (12 %), EP (12 %) and POCP (4 %).

Pigments (primarily titanium dioxide) impact ODP (45 %), AP (16 %) and EP (13 %). In addition, the carrier material impacts the parameter ADPE (18 %). The raw materials with the greatest effect on the impacts also show the greatest percentage by mass of the polymeric waterproofing membrane: polymers and the felt.

Electricity consumption has the greatest impact in the production process of the polymeric waterproofing membrane. The production process has a significantly lower influence on the overall impact than pre-product manufacturing does: It mainly contributes to GWP (4 %) and EP (3 %).

**Relative contributions of the modules to environmental impacts and primary energy of 1 m<sup>2</sup> Sarnafil TG 76-20 Felt PS (100% thermal energy recovery)**



## 7. Requisite evidence

No requisite evidence is required for Sarnafil® TG 76 Felt PS polymeric proofing membrane.

## 8. References

**IBU 2016**

IBU (2016): General Principles of the EPD Program of the Institut Bauen und Umwelt e.V. (IBU). Version 1.1, Institut Bauen und Umwelt e.V., Berlin.

**ISO 14025**

DIN EN ISO 14025:2011-10, Environmental labels and declarations - Type III environmental declarations - Principles and procedures.

**EN 15804**

EN 15804:2012-04+A1 2013, Sustainability of construction works - Environmental product declarations - Core rules for the product category of construction products.

**PCR Part B**

Product category rules for construction products, Part B: PCR Guidance Texts for Building-Related Products and Services for the building group Plastic and elastomer roofing and sealing sheet systems. Institut Bauen und Umwelt e.V. (publisher), 2017.

**Regulation (EU) 305/2011**

Regulation (EU) No. 305/2011 of the European Parliament and of the Council of 9 March 2011 on the establishment of harmonised conditions for the marketing of building products and the repealing of Council Directive 89/106/EEC (EEA-relevant text).

**EN 13956**

DIN EN 13956:2012, Flexible sheets for waterproofing - Plastic and rubber sheets for roof waterproofing - Definitions and characteristics.

**DIN SPEC 20000-201**

DIN SPEC 20000-201:2018, Use of building products in construction works - Part 201: Adaption standard for flexible sheets for waterproofing according to European standards for the use as waterproofing of roofs.

**EN 1928**

DIN EN 1928: 2000-07, Flexible sheets for waterproofing - Bitumen, plastic and rubber sheets for roof waterproofing - Determination of watertightness.

**EN 12311-2**

DIN EN 12311-2:2010, Flexible sheets for waterproofing - Determination of tensile properties - Part 2: Plastic and rubber sheets for roof waterproofing.

**EN 12316-2**

DIN EN 12316-2:2013, Flexible sheets for waterproofing - Determination of peel resistance of joints - Part 2: Plastic and rubber sheets for roof waterproofing.

**EN 12317-2**

DIN EN 12317-2:2010, Flexible sheets for waterproofing - Determination of shear resistance of joints - Part 2: Plastic and rubber sheets for roof waterproofing.

**EN 12310-2**

DIN EN 12310-2:2000: Flexible sheets for waterproofing - Determination of resistance to tearing - Part 2: Plastic and rubber sheets for roof waterproofing.

**EN 1297**

DIN EN 1297:2004, Flexible sheets for waterproofing - Bitumen, plastic and rubber sheets for roof waterproofing - Method of artificial ageing by long term exposure to the combination of UV radiation, elevated temperature and water.

**EN 1107-2**

DIN EN 1107-2:2001: Flexible sheets for waterproofing - Determination of dimensional stability - Part 2: Plastic and rubber sheets for roof waterproofing.

**EN 495-5**

DIN EN 495-5:2013, Flexible sheets for waterproofing - Determination of foldability at low temperature - Part 5: Plastic and rubber sheets for roof waterproofing.

**EN 1548**

DIN EN 1548:2007, Flexible sheets for waterproofing - Plastic and rubber sheets for roof waterproofing - Method for exposure to bitumen.

**EN 13948**

DIN EN 13948:2007, Flexible sheets for waterproofing - Bitumen, plastic and rubber sheets for roof waterproofing - Determination of resistance to root penetration.

**FLL Method**

Test procedure for determining root resistance of sheets and coatings for green roofs. Test method of the Forschungsgesellschaft Landschaftsentwicklung Landschaftsbau e.V. (FLL), Version 2008.

**Candidate List**

Candidate List of Substances of Very High Concern for Authorisation. The current Candidate List can be found on the following ECHA webpage: <https://echa.europa.eu/candidate-list-table>.

**Biocidal Products Regulation (EU) No. 528/2012**

Regulation (EU) No. 528/2012 of the European Parliament and of the Council of 22 May 2012 on the making available on the market and the use of biocidal products (EEA-relevant text).

**ISO 9001**

DIN EN ISO 9001:2015, Quality management systems - Requirements.

**ISO 14001**

DIN EN ISO 14001:2015, Environmental management systems - Requirements with guidance for use.

**Durability of Sarnafil® T Polymeric Waterproofing Membranes**

Study by the Institut für Bautenschutz, Baustoffe und Bauphysik, Dr. Rieche und Dr. Schürger GmbH & Co. KG, Fellbach. Summary Report, 2014.

**EN 13501-1**

DIN EN 13501-1:2007 + A1:2009, Fire classification of construction products and building elements - Part 1: Classification using data from reaction to fire tests.

**European Waste Catalogue**

European Waste Catalogue code (EWC), 2001.

**GaBi 9**

Software and database for life cycle assessments,



Version 9.2.0.58. thinkstep AG, Leinfelden-  
Echterdingen, 1992-2019.

**ecoinvent Version 3.4**

Database for life cycle assessments. Swiss Centre for  
Life Cycle Inventories (ecoinvent Centre), 2017.

**Publisher**

Institut Bauen und Umwelt e.V.  
Panoramastr. 1  
10178 Berlin  
Germany

Tel +49 (0)30 3087748- 0  
Fax +49 (0)30 3087748- 29  
Mail [info@ibu-epd.com](mailto:info@ibu-epd.com)  
Web [www.ibu-epd.com](http://www.ibu-epd.com)

**Programme holder**

Institut Bauen und Umwelt e.V.  
Panoramastr 1  
10178 Berlin  
Germany

Tel +49 (0)30 - 3087748- 0  
Fax +49 (0)30 – 3087748 - 29  
Mail [info@ibu-epd.com](mailto:info@ibu-epd.com)  
Web [www.ibu-epd.com](http://www.ibu-epd.com)

**Author of the Life Cycle  
Assessment**

Sika Technology AG  
Tüffenwies 16  
8048 Zürich  
Switzerland

Tel +41 (0)58 436 40 40  
Fax +41 (0)58 436 43 43  
Mail [product.sustainability@ch.sika.com](mailto:product.sustainability@ch.sika.com)  
m  
Web [www.sika.com/sustainability](http://www.sika.com/sustainability)

**Owner of the Declaration**

Sika Deutschland GmbH  
Kornwestheimer Straße 103 - 107  
70439 Stuttgart  
Germany

Tel +49 (0)711 80 09-0  
Fax +49 (0)711 80 09-321  
Mail [info@de.sika.com](mailto:info@de.sika.com)  
Web [www.sika.de](http://www.sika.de)